For US audiences only

VOL. 1

Navigating Geographic Atrophy (GA)—Together

# CONNECTIONS MAGAZINE

## THE EMOTIONAL SIDE OF GEOGRAPHIC ATROPHY

Embracing life's changes with hope

## GAIL'S NEW TRADITION

A closer look at how Gail manages her injection day

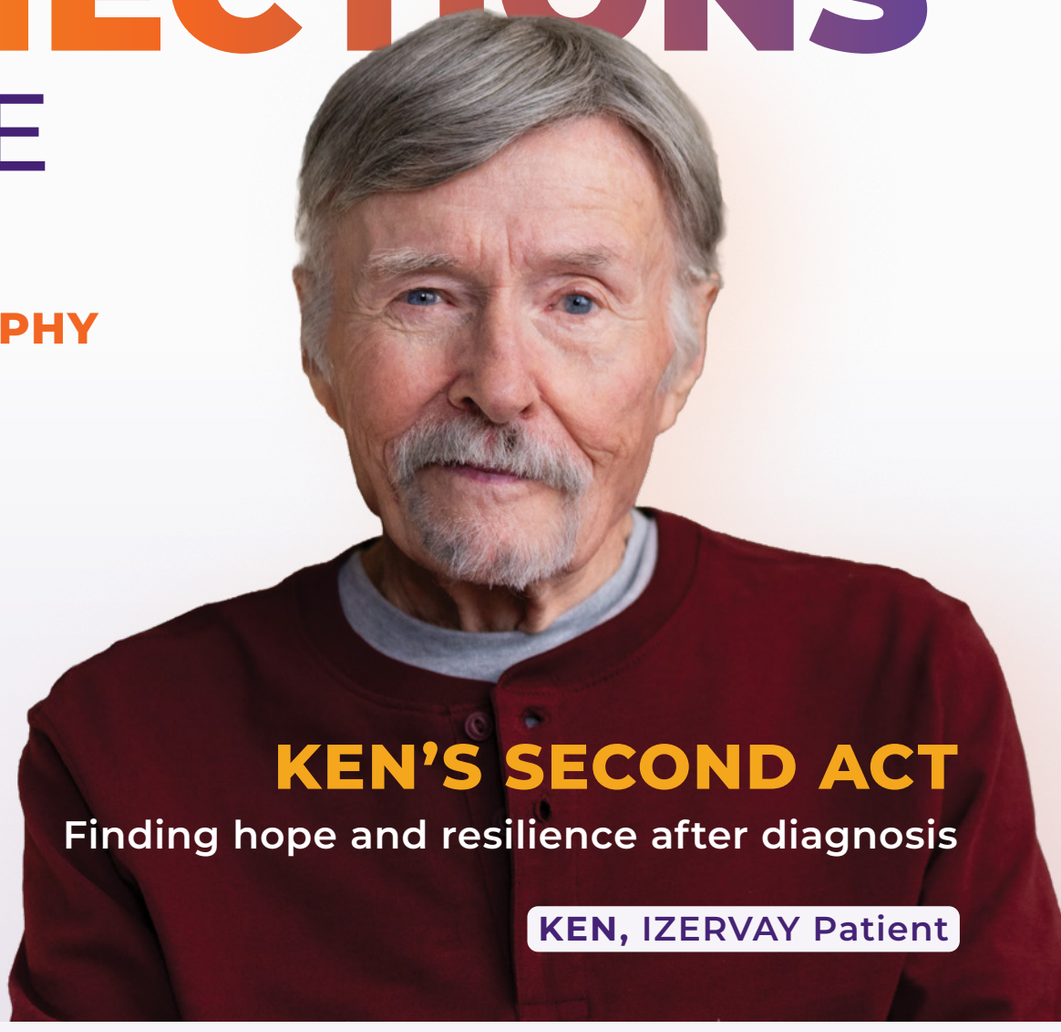

## KEN'S SECOND ACT

Finding hope and resilience after diagnosis

KEN, IZERVAY Patient

izervay® (avacincaptad pegol intravitreal solution) 2 mg

## USE AND IMPORTANT SAFETY INFORMATION

### What is IZERVAY® (avacincaptad pegol intravitreal solution)?

IZERVAY is a prescription eye injection, used to treat GA, the advanced form of dry age-related macular degeneration (AMD).

### IMPORTANT SAFETY INFORMATION

**Do NOT receive IZERVAY if you:**

- Have an infection in or around your eye
- Have active swelling in or around your eye that may include pain and redness

**Please see additional Important Safety Information throughout this magazine and accompanying full Prescribing Information.**

# TABLE OF CONTENTS


**04** **What's Happening Inside Your Eyes?**
Geographic atrophy (GA) defined

**06** **Geographic Atrophy Explained by Retina Specialists**
Your questions answered



**08** **Ken's Second Act**
Ken's journey with GA

**12** **Crossword Challenge**
Are you word wise?



**13** **The Emotional Side**
Coping with geographic atrophy

**16** **Appointment Checklist**
Preparing for your next appointment

**19** **Gail's New Tradition**
Redefining injection day



**20** **Redefining Support**
How giving and receiving care is different for everyone

**24** **Resources & Community**
Information you can use to help manage GA

**25** **My Happy Place**
How Mary finds joy while living with GA

**27** **Important Safety Information for IZERVAY**


## IMPORTANT SAFETY INFORMATION (cont'd)

**IZERVAY can cause serious side effects including:**

- **Eye Infection and Retinal Detachment:** Eye injections like the one for IZERVAY can cause an eye infection (endophthalmitis) or separation of layers of the retina (retinal detachment).
- **Wet Age-Related Macular Degeneration (AMD):** There is a risk of developing wet age-related macular degeneration (AMD) with IZERVAY. You should report any symptoms (visual distortions such as straight lines seeming bent, deterioration in vision, dark spots, loss of central vision) to your healthcare provider to monitor.

**Please see additional Important Safety Information throughout this magazine and accompanying full Prescribing Information.**

# WHAT'S HAPPENING INSIDE YOUR EYES?

**Geographic atrophy causes cells in your retina to die, also known as atrophy. This creates patches of dead cells called lesions that cause vision loss.**

It may start by affecting one eye, or both. If you develop geographic atrophy in one eye, you are more likely to develop it in the other eye over time.

**Side view of the eye**

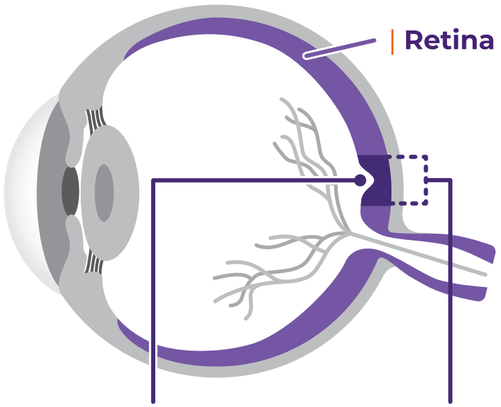


### Inside a Healthy Eye

In a healthy retina, the fovea (located in the macula) provides detail and sharp, clear vision.

**Retina** Senses light and converts it into signals that your brain turns into images.

**Macula** The center of your retina that helps you see detail.

**Fovea** Responsible for your sharpest and clearest vision.

### IMPORTANT SAFETY INFORMATION (cont'd)

**IZERVAY can cause serious side effects including: (cont'd)**

- **Increase in Eye Pressure:** IZERVAY may cause a temporary increase in eye pressure after the injection. Your healthcare provider will monitor this after each injection.



### GA Can Progress Unpredictably and Faster Than You Think

GA is an advanced form of dry age-related macular degeneration (AMD). How quickly and how significantly it progresses is different for everyone.

**Even if your symptoms seem mild, or you currently have no symptoms, GA may still be progressing.**

**Back view of the eye**

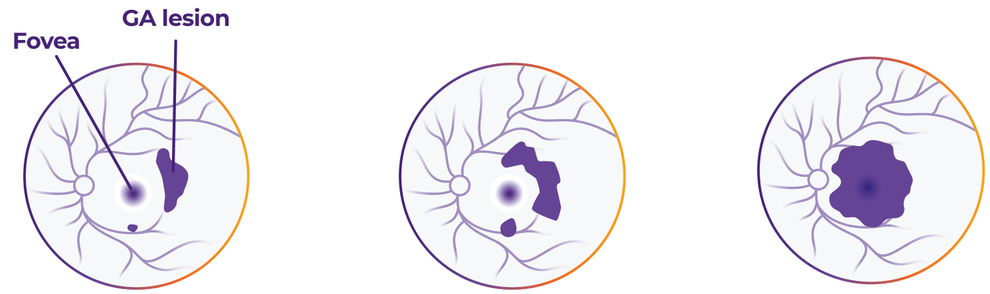


**Early Onset**
Lesions grow and retinal cells are damaged.

**GA Progression†**
Lesions grow larger and get closer to the fovea.

**Central Vision Loss**
When lesions reach the fovea, it can lead to severe vision loss.

**Changes in vision can begin at any stage of GA.**

†GA progression is different for everyone. Some people may experience slower or faster GA progression and changes in vision.

**Please see additional Important Safety Information throughout this magazine and accompanying full Prescribing Information.**

# GEOGRAPHIC ATROPHY EXPLAINED
# BY RETINA SPECIALISTS

**Frequently asked questions about IZERVAY®, an FDA-approved treatment proven to slow GA by protecting healthy retinal cells for longer.**

The physicians featured in this publication were compensated.



**Dr. Kitchens**
Vitreoretinal Surgeon & Partner,
Retina Associates of Kentucky



**Dr. Kim**
Vitreoretinal Surgeon,
Orange County Retina



**Dr. Sheth**
Partner & Director,
Clinical Trials at University Retina



## WHEN SHOULD I BEGIN TREATMENT WITH IZERVAY?

**Dr. Kim:** Many of my patients are still early in the disease. I recommend they start treatment right away to slow GA progression. My patients tell me they feel empowered knowing there's an option like IZERVAY.

### IMPORTANT SAFETY INFORMATION (cont'd)

Call your healthcare provider right away if you have redness of the eye, eye pain, increased discomfort, worsening eye redness, blurred or decreased vision, an increased number of small specks floating in your vision, flashes of light, or increased sensitivity to light.





## CAN TREATMENT REVERSE THE DAMAGE OF GA?

**Dr. Kitchens:** While treatment will not reverse damage, early intervention can slow the progression of GA. So there's an urgency to slow progression, which could help preserve your remaining vision for longer. This could help the patient continue their routine and independence for longer.



## WHY IS IT IMPORTANT TO SLOW GA PROGRESSION WITH IZERVAY?

**Dr. Sheth:** I often say, "Geographic atrophy is like a runaway train." Once the train gets going, it can be unpredictable and move quickly, causing irreversible damage along its path. Similarly, GA progression leads to permanent loss of vision that can't be reversed. IZERVAY acts like the braking system on that train. It can slow the train down, but it can't stop it. Using IZERVAY to pump the brakes slows GA progression, which could help preserve your vision longer.

# DID YOU KNOW?

**More than 1,000 eye care offices have experience treating GA with IZERVAY.**

**Search for eye care offices in your area** that have experience with IZERVAY or treating GA.

SEARCH NOW →

**Please see additional Important Safety Information throughout this magazine and accompanying full Prescribing Information.**

# LIFE IN FOCUS: KEN'S JOURNEY WITH GEOGRAPHIC ATROPHY

**For nearly nine decades, Ken embraced life's adventures. When geographic atrophy (GA) challenged his vision, he chose to face it with the belief that every chapter of life still holds possibilities.**

Now in his late eighties, Ken has lived a life rich with travel, creativity, and connection. Photos of his life adventures fill the walls of his home. Over the years, he captured countless moments from across the globe—Europe, South America, Africa, Hawaii, Alaska—through the lens of his camera. But in recent years, the way he sees those moments began to change.

At age 77, Ken was ready for a second act. When a new luxury theater opened up nearby, he applied for a job. The last open position was Projectionist, but working in the dim light of the booth with very small print proved tricky. Ken recalls,

**"I attributed my vision issues to aging, and I shifted to usher."**

As an usher, Ken found his passion. He loved greeting moviegoers with a warm smile, making announcements with a spark of excitement, and connecting with people.

## Seeing Waves

Then, on an ordinary morning in 2016, while making his morning rounds at the movie theater, Ken noticed something unusual. "I looked down our 100-yard main hallway and saw something I'll never forget: waves," he says. "For a moment, the world around me seemed to tilt, and a knot of anxiety formed in my stomach."

The distortion appeared suddenly in his right eye. For Ken, whose job and hobbies both relied heavily on sight, the experience was deeply unsettling. He acted quickly.

On his first break, Ken called his ophthalmologist. Within hours, he was sitting in front of a retina specialist, Dr. Arshad M. Khanani, who conducted imaging and diagnostic tests. The diagnosis came swiftly: dry age-related macular degeneration (AMD).

The news brought a complicated mix of emotions. Ken's mother had lived with AMD, and he had seen firsthand how the condition could affect daily life. Yet the diagnosis also brought a sense of clarity.

**"Strangely, I felt relief wash over me. I knew about AMD—I had an idea of what I was facing."**

But Ken's journey would be different than his mother's. Dr. Khanani took time to walk Ken through potential treatment paths, and he mentioned research studies he might be eligible for. In that moment, Ken realized he was at the beginning of a journey that still held possibilities—and that gave him hope.



**KEN,** IZERVAY Patient

Featured patients and caregivers were compensated for their time. Patient stories and quotes reflect their experiences at the time of publication.

## IMPORTANT SAFETY INFORMATION (cont'd)

**Before receiving IZERVAY tell your healthcare provider about all of your medical conditions including if you:**

- Have a history of seeing flashes of light or small specks floating in your vision and if you have a sudden increase of size and number of these specks.

**Please see additional Important Safety Information throughout this magazine and accompanying full Prescribing Information.**

## Progression and Possibilities

After six years, Ken lost central vision in his right eye. He returned to Dr. Khanani, who confirmed that his AMD had progressed to geographic atrophy. As Ken learned about GA and what it could mean for his vision, he feared how it might impact his ability to do photography or work at the theater:

**“Losing my sight meant possibly losing the things that bring me joy.”**

Yet even in those moments of uncertainty, Ken found reassurance in Dr. Khanani’s proactiveness. With no approved treatments for GA at that time, Ken trusted that his doctor was closely tracking the development of emerging treatment options.

## Choosing a Treatment

As research advanced, eventually FDA-approved treatment options for GA due to AMD became available, including IZERVAY® (avacincaptad pegol intravitreal solution), an eye injection proven to help slow the progression of GA. Ken and his doctor discussed IZERVAY, and they reviewed the possible side effects including that IZERVAY can cause eye infection, retinal detachment, increased risk of wet AMD, blood in the white of the eye, blurred vision, or a temporary increase in eye pressure. Dr. Khanani reminded Ken that IZERVAY slows geographic atrophy progression and could help preserve his vision for longer.

At his next appointment, Ken decided he was ready to move forward with IZERVAY. His eye care team walked him through every step—from paperwork to insurance to appointment reminders. That kind of support made the process feel less overwhelming.

### IMPORTANT SAFETY INFORMATION (cont’d)

**Before receiving IZERVAY tell your healthcare provider about all of your medical conditions including if you (cont’d):**

- Have high pressure in the eye or if you have glaucoma.
- Are pregnant or breastfeeding, think you may be pregnant, or are planning to have a baby, ask your doctor for advice before taking this medicine.
- Are taking any medications, including prescription and over-the-counter medicines, vitamins, and herbal supplements. Tell your healthcare provider about any medicine you take.





**KEN AND DR. KHANANI,**
**IZERVAY Patient and his Retina Specialist**

Leading up to his first eye injection, Ken was nervous, but in many ways, he felt like that anticipation was the hardest part. He trusted Dr. Khanani, and the procedure was over before he knew it. Empowered by the sense that he’s doing everything he can for his eyes, today each treatment gets a little easier.

Note that some people with advanced GA symptoms lose the ability to drive. Do not drive or use machinery until vision has recovered after an eye injection or exam.

## Resilience, Connection, and Hope

Today, Ken continues treatment with IZERVAY and remains active in the routines that bring him joy. Although he avoids driving at night, Ken says life has not slowed down. He greets guests at the theater with the same warmth that first made him a popular presence for moviegoers. He prepares his own meals, keeps in touch with friends through daily phone calls, and stays engaged in his treatment by keeping track of his progress with IZERVAY.

“My story keeps unfolding with each endeavor I pursue and every laugh with friends,” Ken says. “Even when words blur or vision shifts, the heart of the story stays clear: resilience, connection, and above all, hope.”

**“We are doing what we can for Ken by treating him with IZERVAY to slow down GA, which could help preserve his vision for longer.”**

**—Dr. Khanani**

**Please see additional Important Safety Information throughout this magazine and accompanying full Prescribing Information.**

# CROSSWORD CHALLENGE




You can find the answers to this crossword puzzle in the pages of IZERVAY Connections magazine.

**Across**

**2.** Responsible for your sharpest and clearest vision.

**5.** Dr. Kim and Dr. Sheth are _____.
(Hint: the name for eye care providers who specialize in the care of the retina.)

**6.** The center of your retina that helps you see detail.

**7.** _____ Glasses, a type of special eyewear that may help improve vision.

**8.** A patient support program for eligible patients. IZERVAY _____.

**Down**

**1.** An advanced form of dry age-related macular degeneration (AMD) that causes cells in your retina to die.

**3.** Between appointments, make a list of _____ for your eyecare professional.

**4.** The part of your eye that senses light and converts it into signals that your brain turns into images.

**ANSWERS** 1. GEOGRAPHIC ATROPHY 2. FOVEA 3. QUESTIONS 4. RETINA 5. RETINA SPECIALISTS 6. MACULA 7. TELEMICROSCOPIC 8. MY WAY






# THE EMOTIONAL SIDE: WHAT CHANGES AND WHAT DOESN'T?

**When you're facing a geographic atrophy (GA) diagnosis, the path ahead can feel frightening, overwhelming, and lonely. Living with GA can lead to a lot of emotional ups and downs. But life is defined by change.**

**Please see additional Important Safety Information throughout this magazine and accompanying full Prescribing Information.**

GA progression differs for everyone, so the uncertainty of when and how quickly vision will decline can make it hard to cope with the diagnosis. As GA progresses, vision loss can trigger a range of difficult emotions, including loneliness, worry, sadness, and fear. In one Centers for Disease Control and Prevention study, 1 in 4 adults living with vision loss reported feeling anxious or depressed.

Mental health is closely linked to treatment success and overall well-being. Ignoring signs of depression and anxiety can affect your life and make it harder to manage your GA.

To help cope with the emotional challenges of GA, it's important to build a support team (see suggestions below) that will not only lift you up but also direct you to additional resources.

## Your Wellness Team

**Family and friends** can help you manage the logistical challenges of vision loss while maintaining independence.

**Mental health professionals** can help you navigate the emotional challenges of adjusting to vision loss.

**Online communities and advocacy groups** connect you with others living with GA to share experiences. Learn more on **page 24**.

### IMPORTANT SAFETY INFORMATION (cont'd)

**What should I avoid while receiving IZERVAY?**

- Your vision may be impaired after receiving an eye injection or after an eye exam. Do not drive or use machinery until your vision has recovered sufficiently.





GAIL, IZERVAY Patient, and her family

## Adapting to life with GA

In addition to emotional support, there are wearable devices and tools that may help you work around the bad spots in your vision and provide greater magnification.

Many IZERVAY patients use a variety of creative solutions to adapt to their vision challenges:

- **Nora** uses bigger and bolder fonts on her phone and a flashlight.
- **Betty** magnifies text with her phone camera.
- **Cathy** relies on an automatic threader for sewing.
- **Jan** listens to audiobooks.

## Taking Steps Forward

Your eyecare team may refer you to a low-vision specialist who can help you decide which tools and techniques are right for you. Your team may also connect you with vision rehabilitation services. Occupational therapists or orientation and mobility specialists can discuss your goals for living with visual impairment and help you make the most of the vision you have.

With a strong support team and the right tools and information, you can navigate life with GA. GA may change how you see the world, but it doesn't change who you are and why you matter.

**Please see additional Important Safety Information throughout this magazine and accompanying full Prescribing Information.**




# YOUR VOICE MATTERS:
# APPOINTMENT CHECKLIST

**Preparing for each doctor's visit is one of the best ways to take an active role in your or your loved one's care. Use this handy checklist to gather important information about your eye health. Arrive with confidence at your next appointment, ready to share this information with your eye care team.**

## IMPORTANT SAFETY INFORMATION (cont'd)

**What are the most common side effects of IZERVAY?**

- Blood in the white of the eye
- Blurred vision
- Increase in eye pressure
- Wet AMD
- Mild corneal irritation
- Eye pain

These are not all the possible side effects of IZERVAY. Tell your healthcare provider about any side effect that bothers you or that does not go away.



## Appointment Checklist

### How to prepare for every appointment and advocate for the care you deserve

### Step 1: Consider Your Symptom History

Your doctor may require you to complete forms before or at your appointment. Be prepared by answering the following questions before you arrive at their office.

**When did you first notice your vision condition?**

(Please check all that apply)

**Does the condition affect:**

☐ Left Eye ☐ Right Eye ☐ Both Eyes

**Have you had any changes in your vision since your last appointment?**

☐ Yes ☐ No

**If yes, please describe:**

**Do you have any other eye conditions?**

☐ Wet AMD ☐ Glaucoma

☐ Other (include below)

**What types of foods do you eat?**

**What symptoms are you currently experiencing?**
(including those that may not seem related to your vision changes)

**Do you have a family history of macular degeneration?**

☐ Yes ☐ No

**What medicines, vitamins, and supplements you do you take?**

It's easier to write down this information when you're at home and have access to your prescription containers.

Having trouble reading the fine print on your prescription packaging? Use your phone to take photos and share the images with your doctor.

| Name: | Dose: |
|---|---|
| | |
| | |
| | |
| | |
| | |
| | |
| | |
| | |
| | |

## Step 2: Start the Conversation

Between appointments, make a list of questions for your eye care professional. Add your own questions to the ones provided below.

- Will my symptoms change or get worse?
- How quickly does GA typically progress?
- What are the risks of not treating GA?
- What are the risks of treating or not treating GA?
- Is there anything I should avoid while being treated with IZERVAY?
- How long should I stay on treatment with IZERVAY?
- How does IZERVAY slow GA progression?

**Other questions?**



# GAIL'S NEW TRADITION

### By Gail, IZERVAY Patient



While I don't relish the idea of eye injections, I consider it better than the alternative: faster GA progression. I want to slow my GA progression which could preserve my vision for as long as possible, and IZERVAY is part of achieving that goal.

Each treatment day has taken on a rhythm of its own. My friend picks me up, just like she does every time. I'm so grateful for her. We've made a little tradition out of these days by going to lunch before my appointments. It's not just a drop-off. I appreciate spending time with her. Like many people, I'm glad to do favors for my friends, but I don't really like asking them to do favors for me! But turning it into a lunch date makes it easier, because that's something nice for both of us.

I remember being very nervous before my first injection, but everyone was so kind and reassuring. The doctor explained each step of the process, and one of the assistants even offered to hold my hand. I gladly accepted.

Now when I go in, I know the routine. First, they put numbing drops in my eye. I really don't feel the needle going in, just a bit of pressure, and then it's over. My vision is hazy for a while afterward, and my eyes water. When I get home, I use artificial tears. Within a few hours, the effects go away, and I'm back to going about my day. Of course, others may have a different experience.

The steps of the treatment process are always the same, but what's changed the most for me over time is how I think about these appointments. Each visit feels a little easier than the one before. I don't dread them the way I once did. Now, I think of each visit as a step toward slowing my GA progression—which could allow me to keep reading, keep playing bridge, and keep seeing my grandchildren's faces for longer.

IZERVAY can cause eye infection, retinal detachment, or increased risk of wet AMD.

**Please see additional Important Safety Information throughout this magazine and accompanying full Prescribing Information.**




# REDEFINING SUPPORT

**How Jan and Nora find balance between support and independence while living with geographic atrophy (GA)**


## IMPORTANT SAFETY INFORMATION (cont'd)

**Call your healthcare provider for medical advice about side effects. You are encouraged to report negative side effects of prescription drugs to the FDA. Visit www.fda.gov/medwatch, or call 1-800-FDA-1088.**







When Jan began having trouble seeing the edge of the road one night while driving, she pulled over and asked her mother, Carolyn, to take the wheel.

"I really hate driving," Carolyn says. "But I'll do anything for Jan." That moment marked a shift—not just in Jan's vision, but in how she and her mother would move through daily life together.

Before her diagnosis with GA, Nora had a similar experience driving home at night. "I noticed that the car coming from the opposite way looked a little wavy," she says. "Seeing this, I knew I needed to get my eyes checked out right away."

Finding the support they needed after being diagnosed with GA was a process these two IZERVAY patients and their advocates had to navigate together.

Not everyone who helps a loved one living with GA considers themselves a "caregiver." Some prefer to think of themselves as an advocate, a helper, a supporter, or simply a partner in the journey. As vision changes, support can include helping with transportation, providing rides or even attending appointments, and taking care of everyday tasks. But being involved also means respecting your loved one's independence.

**Please see additional Important Safety Information throughout this magazine and accompanying full Prescribing Information.**

## Support Is Different for Everyone

When Nora shared her GA diagnosis with her husband, Bob, little did they know that GA would shift the dynamic of their relationship. But his perspective on the support he provides her is different. He doesn't call himself "caregiver." Bob explains,

**"I'm more like an advocate who helps her when she needs it."**

For Bob, support started with research. He didn't know how to react to Nora's GA diagnosis because he didn't fully understand the implications. "That spurred me to start researching," he says. "I was looking for answers, timelines, and reassurance—anything that would help me support her better."

In many ways, life has remained essentially the same for Bob and Nora. They have always split up duties based on what they are good at and what they enjoy. "Nora doesn't like to cook or drive, but I love doing both of those!" Bob says. "I have taken over all the driving now." Bob also helps Nora in subtle ways, like increasing the font size for her on her computer or phone, or making sure a flashlight is nearby.

Likewise, Jan's mother, Carolyn, steps in where needed. She drives Jan to appointments, helps around the house, and assists with daily tasks like cooking and getting ready for work. "I'm her eyes now," she says. Sometimes Jan even refers to her mother that way. "When Jan's cooking and measuring, for example, she'll call out, 'Eyes! Come look!' And I'll get up and help her," says Carolyn.

## A Shared Experience

At times, doctor's visits can be overwhelming, especially when new information or treatment decisions are involved. That's where a loved one can help. Being there to listen, ask questions, and help a loved one remember what was discussed is a way to be supportive without taking over.

Carolyn and Bob often attend appointments with Jan and Nora, asking questions and making sure they both understand the care plan. In these moments, simply having a loved one present can make it easier for someone living with GA to process information and move forward with confidence.

## Finding the Right Balance

One of the biggest challenges for loved ones is deciding when to help and when to step back. Many people living with GA want to remain independent, even as they begin to need support. Jan was no exception. "At first, it felt defeating to have to depend on my mom," Jan says, "Losing my ability to drive felt as though I lost my independence."

Meanwhile, Jan learned where to look for help and how to ask for assistance. Her determination has allowed her to keep doing some of the things that matter most to her for longer, such as continuing to work and spending quality time with her mother. As the sole source of income, Jan takes pride in providing for herself and her mother.

In a similar way, Bob discovered that supporting Nora doesn't mean taking over. It means helping in a way that allows independence to continue wherever possible. "My role is to stay calm and make sure I don't make problems bigger than they are," he says. "I just want to keep things steady for Nora."

## Adapting Together

Support can be more than just practical—it can also take an emotional toll. "There have been many nights that I go to bed and cry because I feel helpless," Carolyn says. At the same time, she focuses on being strong for her daughter, offering reassurance, humor, and encouragement. "We laugh in spite of our situation," she says.

Moments of connection—whether through conversation, reassurance, or even humor—can help people living with GA and their loved ones move forward together. Over time, Nora and Bob have found their own rhythm. Carolyn and Jan have adapted, adjusted, and continued doing the things they love as much as possible. Sometimes their lives look different than before diagnosis, but they face it together. "Supporting someone doesn't always mean fixing things or having all the answers," Bob says.

**"Sometimes support just means being present, staying patient, and adjusting together as things evolve."**

In the end, being a second pair of eyes and ears isn't about doing everything—it's about being there when it matters most.

**Please see additional Important Safety Information throughout this magazine and accompanying full Prescribing Information.**

# RESOURCES & COMMUNITY

**The following organizations provide support, community, and educational resources for people living with geographic atrophy (GA).**

Access the **IZERVAY resources page** online.

ACCESS RESOURCES →

BrightFocus® Foundation
Cure in Mind. Cure in Sight.

**BrightFocus Foundation**
BRIGHTFOCUS.ORG

MD Macular Degeneration

**MacularDegeneration.net**
MACULARDEGENERATION.NET

FOUNDATION FIGHTING BLINDNESS

**The Foundation Fighting Blindness**
FIGHTINGBLINDNESS.ORG

Prevent Blindness

**Prevent Blindness**
PREVENTBLINDNESS.ORG

Lighthouse Guild

**Lighthouse Guild**
LIGHTHOUSEGUILD.ORG

izervay my way®
(avacincaptad pegol intravitreal solution) 2 mg

Speak with your doctor to see if you are eligible for the IZERVAY financial assistance program or **call IZERVAY My Way at 1-888-C5MYWAY (1-888-256-9929).**

**For more information, visit**
IZERVAYCOST.COM

*Astellas is not affiliated with and does not endorse any of the listed organizations. The information provided by Astellas is for informational purposes only and is not meant to replace the advice of a healthcare professional.



# IZERVAY 1-on-1 Connections

Speak directly with patients and advocates who understand what it's like to navigate life with GA and treatment with IZERVAY. Hear their stories, ask questions, and learn about available resources, all through a one-on-one phone call.

**Register for a call**

GET A MENTOR NOW →

Or **Call** or **Text** "Mentor" to **888-209-4891**



# MY HAPPY PLACE

**By Mary, IZERVAY Patient**



Just outside of my front door, I have a sign that says, "This is my happy place." When I'm out on my deck, I can see the ocean in the distance and take in the fresh sea air. It's a beautiful sight—one I hope I can hold on to for as long as possible.

I've always been a beach girl. I grew up by the beach on Long Island where my parents owned a motel that became extremely busy during the summer. I spent the summer months on the beach from sunup to sundown. The beach has always felt like home.

When I was diagnosed with geographic atrophy, my vision was a challenge I had never faced before. As a grandmother of seven, my big, beautiful family means the world to me. I want to slow my GA, which could help me hold on to my vision for as long as I can, so I can hopefully show them the ocean that has always been a part of my life. When I look out at the water, I think about all the moments still ahead and I look forward to experiencing them.

**Please see additional Important Safety Information throughout this magazine and accompanying full Prescribing Information.**




**DR. ANDERSON,** Gail's Son & Retina Specialist

**GAIL,** IZERVAY Patient

## USE AND IMPORTANT SAFETY INFORMATION

### What is IZERVAY® (avacincaptad pegol intravitreal solution)?

IZERVAY is a prescription eye injection, used to treat geographic atrophy (GA), the advanced form of dry age-related macular degeneration (AMD).

### IMPORTANT SAFETY INFORMATION

### Do NOT receive IZERVAY if you:

- Have an infection in or around your eye
- Have active swelling in or around your eye that may include pain and redness

### IZERVAY can cause serious side effects including:

- **Eye Infection and Retinal Detachment:** Eye injections like the one for IZERVAY can cause an eye infection (endophthalmitis) or separation of layers of the retina (retinal detachment).
- **Wet Age-Related Macular Degeneration (AMD):** There is a risk of developing wet AMD with IZERVAY. You should report any symptoms (visual distortions such as straight lines seeming bent, deterioration in vision, dark spots, loss of central vision) to your healthcare provider to monitor.
- **Increase in Eye Pressure:** IZERVAY may cause a temporary increase in eye pressure after the injection. Your healthcare provider will monitor this after each injection.

Call your healthcare provider right away if you have redness of the eye, eye pain, increased discomfort, worsening eye redness, blurred or decreased vision, an increased number of small specks floating in your vision, flashes of light, or increased sensitivity to light.

### Before receiving IZERVAY tell your healthcare provider about all of your medical conditions including if you:

- Have a history of seeing flashes of light or small specks floating in your vision and if you have a sudden increase of size and number of these specks.
- Have high pressure in the eye or if you have glaucoma.
- Are pregnant or breastfeeding, think you may be pregnant, or are planning to have a baby, ask your doctor for advice before taking this medicine.
- Are taking any medications, including prescription and over-the-counter medicines, vitamins, and herbal supplements. Tell your healthcare provider about any medicine you take.

### What should I avoid while receiving IZERVAY?

- Your vision may be impaired after receiving an eye injection or after an eye exam. Do not drive or use machinery until your vision has recovered sufficiently.

### What are the most common side effects of IZERVAY?

- Blood in the white of the eye
- Blurred vision
- Increase in eye pressure
- Wet AMD
- Mild corneal irritation
- Eye pain

These are not all the possible side effects of IZERVAY. Tell your healthcare provider about any side effect that bothers you or that does not go away.

**Call your healthcare provider for medical advice about side effects. You are encouraged to report negative side effects of prescription drugs to the FDA. Visit www.fda.gov/medwatch, or call 1-800-FDA-1088.**

**Please see accompanying full Prescribing Information.**

izervay 1ON1 CONNECTIONS




## Questions?

# Speak with a real IZERVAY patient

Through IZERVAY 1-on-1 Connections, you can speak directly with a patient or advocate who understands what it's like to navigate life with geographic atrophy and treatment with IZERVAY. Hear their story, ask questions, and learn about available resources, all through a one-on-one phone call.

## Register for an IZERVAY Mentor call

GET A MENTOR NOW →

Or **Call** or **Text** "Mentor" to **888-209-4891**

IZERVAY 1-on-1 Connection Mentors are compensated for their time.

**Please see Important Safety Information throughout this magazine and the accompanying full Prescribing Information.**

© 2026 Astellas Pharma Inc. or its affiliates. All trademarks are the property of their respective owners. MAT-US-IZE-2026-00916 09/26

astellas